

QUARTERLY PHYSICAL REPORT OF OPERATION  
As of December 2016

Department: State Universities and Colleges  
 Agency: MARIKINA POLYTECHNIC COLLEGE  
 Operating Unit: \_\_\_\_\_  
 Organization C: 080020000000

<input checked="" type="checkbox"/>	Current Year Appropriations
<input type="checkbox"/>	Supplemental Appropriations
<input type="checkbox"/>	Continuing Appropriations
<input type="checkbox"/>	Off-Budget Account

Particulars	UACS CODE	Physical Targets					Physical Accomplishments					Variance as of December 31, 2016	Remarks		
		1st Quarter	2nd Quarter	3rd Quarter	4th Quarter	Total	1st Quarter	2nd Quarter	3rd Quarter	4th Quarter	Total				
Part A I. Operations MFO 1 - HIGHER EDUCATION SERVICES - Total number of graduates - Percentage of total graduates that are in priority programs - Average passing percentage of licensure exams by the SUC graduates/ national average percentage passing across all disciplines covered by the SUC - Percentage of programs accredited at Level 1 - Percentage of programs accredited at Level 2 - Percentage of graduates who finished academic program according to the prescribed timeframe II. Support to Operations - Trainings, Advance studies of personnel	1	2	3	4	5	6	7=(3+4+5+6)	8	9	10	11	12=(8+9+10+11)	13	14	
			1,041	21%		40%	1,041	21%	1,737	22%	49.27%	1,737	22%	696	Number of graduates in 2016 380 graduates
		100%	100%	90%		100%	100%	100%	90%		48%	90%	0%	1%	First-takers only were considered
		100%	100%			100%	100%	100%			48%	100%	0%	9.27%	All programs accredited to Level 1 BTTE Program
					85%	85%								0%	90% of students were tracked to finish academic program
														-37%	As per HR report, 93 personnel out of 190 Manila personnel were sent to seminars, workshops and trainings. Approval of training was limited due to the series of transition of the leadership of the College.


QUARTERLY PHYSICAL REPORT OF OPERATION  
As of December 2016

Department: State Universities and Colleges  
 Agency: MARKINA POLYTECHNIC COLLEGE  
 Operating Unit: \_\_\_\_\_  
 Organization C: 080020000000

<input checked="" type="checkbox"/>	Current Year Appropriations
<input type="checkbox"/>	Supplemental Appropriations
<input type="checkbox"/>	Continuing Appropriations
<input type="checkbox"/>	Off-Budget Account

Particulars	UACS CODE	Physical Targets						Physical Accomplishments				Variance as of December 31, 2016	Remarks
		1st Quarter	2nd Quarter	3rd Quarter	4th Quarter	Total	1st Quarter	2nd Quarter	3rd Quarter	4th Quarter	Total		
1	2	3	4	5	6	7=(3+4+5+6)	8	9	10	11	12=(8+9+10+11)	13	14
III. Automatic Appropriations Special Account in the General Fund (Please specify) MFO 1 - [Description] Performance Indicator (Set 1) ... continue down to the last SAG/MFO													
Part B Major Programs/Projects KRA No. 1 - Anti-Corruption, Transparent, Accountable and Participatory Governance Program Budgeting: Education Program MPP Other Major Programs and Projects PAP Target 1													

Prepared for Planning and Budget:  
 Reference: Form A as of December 31, 2016

  
 MARIETH M. MONSAB  
 Budget Officer  
 Date: 5/11/2017

Noted by:

  
 DR. ERNESTO R. CONCEPCION  
 Director for Administration and Finance  
 Date:

Approved by:

  
 DR. JOSELITO B. GUTIERREZ  
 President  
 Date:

For Proofreading of the Committee

QUARTERLY PHYSICAL REPORT OF OPERATION  
As of December 2016

Department: State Universities and Colleges  
 Agency: MARIKINA POLYTECHNIC COLLEGE  
 Operating Unit: 08002000000  
 Organization C

<input checked="" type="checkbox"/>	Current Year Appropriations
<input type="checkbox"/>	Supplemental Appropriations
<input type="checkbox"/>	Continuing Appropriations
<input type="checkbox"/>	Off-Budget Account

Particulars	UACS CODE	Physical Targets					Physical Accomplishments					Variance as of December 31, 2016	Remarks	
		1st Quarter	2nd Quarter	3rd Quarter	4th Quarter	Total	1st Quarter	2nd Quarter	3rd Quarter	4th Quarter	Total			
Part A I. Operations MFO 1 - HIGHER EDUCATION SERVICES - Total number of graduates - Percentage of total graduates that are in priority programs - Average passing percentage of licensure exams by the SUC graduates/ national average percentage passing across all disciplines covered by the SUC - Percentage of programs accredited at Level 1 - Percentage of programs accredited at Level 2 - Percentage of graduates who finished academic program according to the prescribed timeframe II. Support to Operations - Trainings, Advance studies of personnel	2													
		3	4	5	6	7=(3+4+5+6)	8	9	10	11	12=(8+9+10+11)	13	14	
		100%	1,041		40%	1,041	100%	1,737		49.27%	1,737	696	Number of graduates in 2016	
		100%	21%		40%	21%	100%	22%		49.27%	22%	1%	380 graduates	
		100%	90%		40%	90%	100%	90%		49.27%	90%	9.27%	First-takers only were considered	
		100%			85%	85%	100%			48%	48%	0%	All programs accredited to Level 1	
					85%	85%	100%			48%	48%	0%	BTTE Program	
					85%	85%	90%			48%	48%	0%	90% of students were tracked to finish academic program	
					85%	85%				48%	48%	-37%	As per HR report, 93 personnel out of 190 plantilla personnel were sent to seminars, workshops and trainings. Approval of training was limited due to the series of transition of the leadership of the College.	


QUARTERLY PHYSICAL REPORT OF OPERATION  
As of December 2016


Department: State Universities and Colleges  
 Agency: MARIKINA POLYTECHNIC COLLEGE  
 Operating Unit: \_\_\_\_\_  
 Organization C: 080020000000

<input checked="" type="checkbox"/>	Current Year Appropriations
<input type="checkbox"/>	Supplemental Appropriations
<input type="checkbox"/>	Continuing Appropriations
<input type="checkbox"/>	Off-Budget Account

Particulars	UACS CODE	Physical Targets						Physical Accomplishments				Variance as of December 31, 2016	Remarks	
		1st Quarter	2nd Quarter	3rd Quarter	4th Quarter	Total	1st Quarter	2nd Quarter	3rd Quarter	4th Quarter	Total			
- QMS Certification or ISO-aligned QMS Documentation III. Automatic Appropriations Special Account in the General Fund (Please specify) MFO 1 - [Description] Performance Indicator (Set 1) ... continue down to the last SAG/MFO	1	2	3	4	5	6	7=(3+4+5+6)	8	9	10	11	12=(8+9+10+11)	13	14
Part B Major Programs/Projects KRA No. 1 - Anti-Corruption, Transparent, Accountable and Participatory Governance Program Budgeting: Education Program MPP Other Major Programs and Projects PAP Target 1						100%	100%							

Prepared for Planning and Budget:  
 Reference: Form A as of December 31, 2016  
  
**MARIBETH M. MONSAD**  
 Budget Officer  
 Date: 5/11/2017

Noted by:  
  
**DR. ERNESTO R. CONCEPCION**  
 Director for Administration and Finance  
 Date:

Approved by:  
  
**DR. JOSELITO B. GUTIERREZ**  
 President  
 Date:

For Proofreading of the Committee